

How To Submit Application to Renew your Stamp 0 Immigration Permission on the Customer Service Portal

Navigate to [Home - Immigration Service Delivery](#)

Create or open your account on [Dashboard](#)

Click on **Submit A Query**

The screenshot displays the Customer Service Portal interface. At the top, there are two dark green buttons: "Submit Query" and "First Time Registration Appointment". Below these, a section titled "Apply Online (EU Treaty Rights 1 & 1a Only)" contains text explaining that users can now apply, track, and manage EU Treaty Rights 1 and 1a applications online. It also includes a link to the ISD website for more information. A large dark green button labeled "Start Application Process" is positioned below this text. At the bottom, there are three white boxes with dark green headers: "Immigration Information", "Security", and "Support". Each box contains a list of links related to its category. A dark green button with a white upward-pointing arrow is located at the very bottom center of the page.

Submit Query

First Time Registration Appointment

Apply Online (EU Treaty Rights 1 & 1a Only)

You can now apply, track and manage EU Treaty Rights 1 and 1a applications online through this Customer Service Portal. After providing required details you can access and complete these application(s).

Visit the ISD website to find out more about [EU Treaty Rights](#) or all [other application types](#).

Start Application Process

Immigration Information

[Immigration Service Delivery Website](#)
[Immigration News and Updates](#)

Security

[Privacy Policy and Cookies](#)
[Accessibility](#)

Support

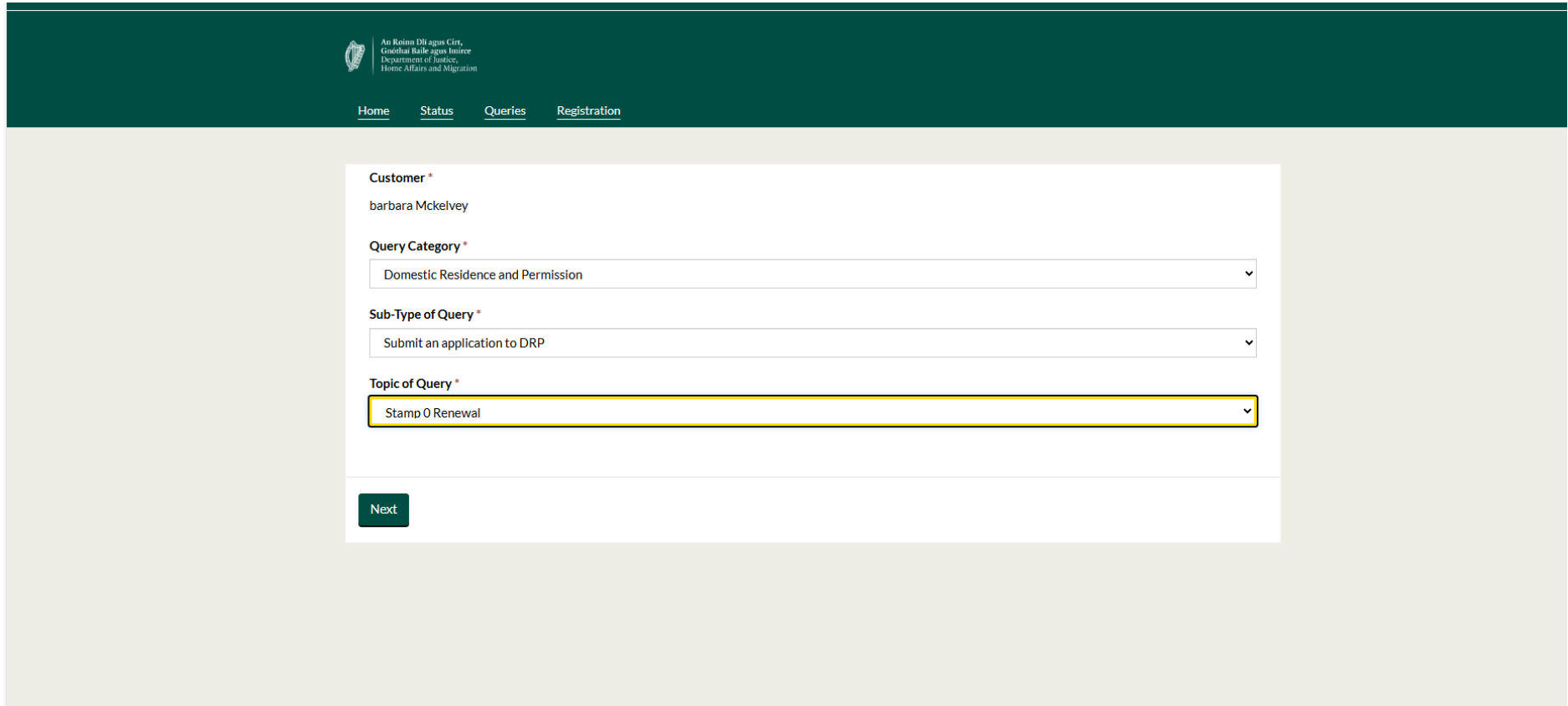
[How to make a Subject Access Request](#)
[How to make a Freedom of Information Request](#)

Select *Query Category* – Domestic Residence and Permission,

Select *Sub-Type Query* – Submit an application to DRP

Select *Topic of Query* – Stamp 0 renewal

and click next



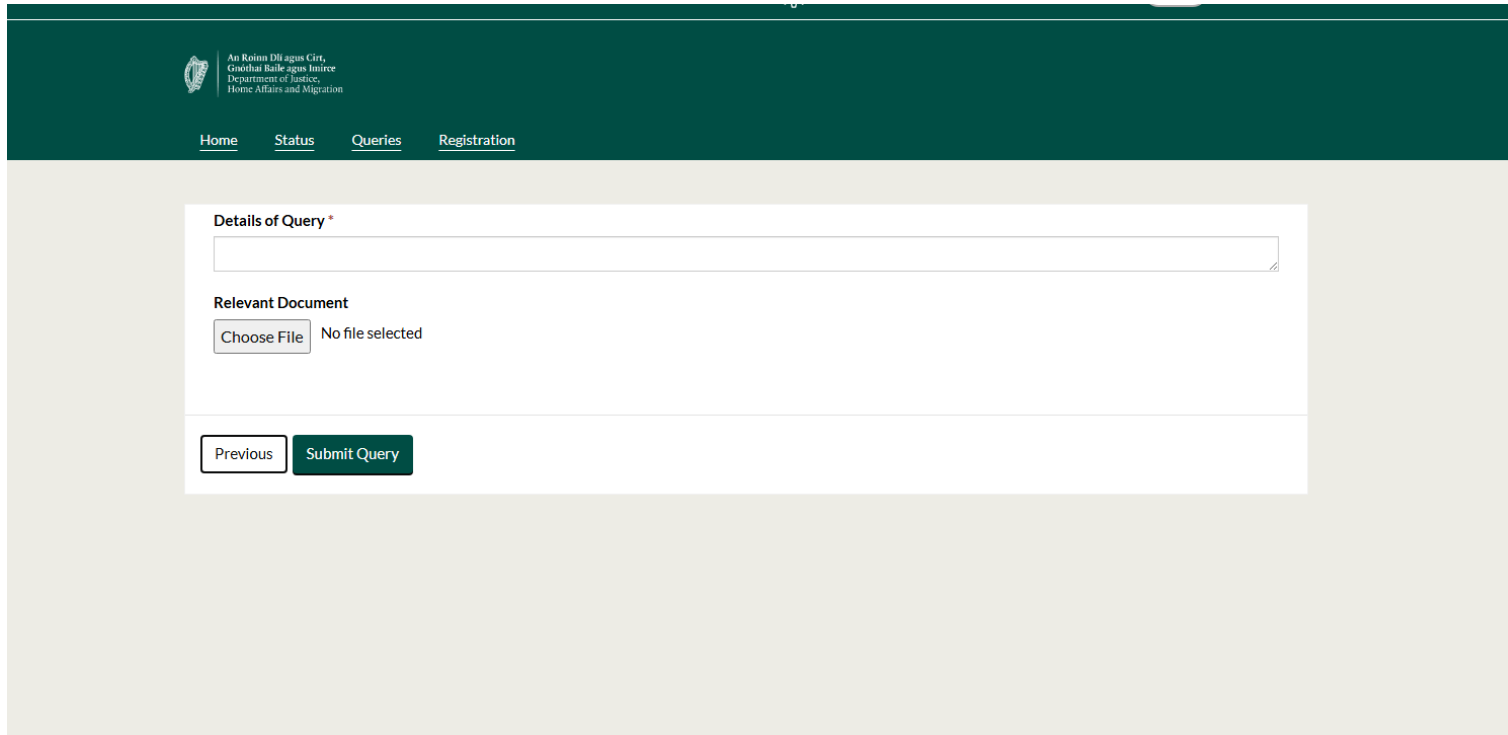
The screenshot shows the INIS website interface. At the top is a dark green header with the INIS logo and name in Irish and English: "An Roinn Dlí agus Cirt, Gníothaí Bial agus Imreac" and "Department of Justice, Home Affairs and Migration". Below the header is a navigation bar with links: Home, Status, Queries, and Registration. The main content area is a light beige background. A white form box is centered, containing the following fields:

- Customer ***: A text input field containing "barbara Mckelvey".
- Query Category ***: A dropdown menu with "Domestic Residence and Permission" selected.
- Sub-Type of Query ***: A dropdown menu with "Submit an application to DRP" selected.
- Topic of Query ***: A dropdown menu with "Stamp 0 Renewal" selected. This field is highlighted with a yellow border.

At the bottom of the form box is a dark green button labeled "Next".

Upload the application form

Click Submit Query



The screenshot shows a web form titled "Details of Query *". At the top, there is a dark green header with the Irish harp logo and the text "An Roinn Dlí agus Cirt, Grúdaí Baile agus Imirce, Department of Justice, Home Affairs and Migration". Below the header is a navigation bar with links for "Home", "Status", "Queries", and "Registration". The "Queries" link is underlined. The form itself is a white box with a light gray border. It contains a text input field for the query details. Below this is a section titled "Relevant Document" with a "Choose File" button and the text "No file selected". At the bottom of the form are two buttons: "Previous" and "Submit Query".

An Roinn Dlí agus Cirt,
Grúdaí Baile agus Imirce
Department of Justice,
Home Affairs and Migration


[Home](#) [Status](#) [Queries](#) [Registration](#)

Details of Query *

Relevant Document

Choose File No file selected

Previous Submit Query




The screenshot shows the same web portal after a query has been submitted. The header and navigation bar are identical. The main content area now displays a green message box with the text "Thank you for submitting a query. This will now be reviewed by an agent." The "Queries" link in the navigation bar is highlighted with a white background.

An Roinn Dlí agus Cirt,
Grúdaí Baile agus Imirce
Department of Justice,
Home Affairs and Migration

[Home](#) [Status](#) [Queries](#) [Registration](#)

Thank you for submitting a query. This will now be reviewed by an agent.

In order to upload supporting documents click on the Queries Tab and open your Query



An Roinn Dlí agus Cirt,
Gnóthai Baile agus Imirce
Department of Justice,
Home Affairs and Migration

[Home](#)[Status](#)[Queries](#)[Registration](#)

General Queries ⓘ

Submit Query

Active queries

Closed queries

Query ID	Query Type	Query Sub Type	Topic	Status	Created On
Query-512934-M4Z3D3	Domestic Residence and Permission	Submit an application to DRP	Stamp O Renewal	Active	23/01/2026, 04:40:42 pm

Click on Query History and Add Portal Comment

Query Details

Created On

23/01/2026, 16:40

Last Updated

23/01/2026, 16:42

Sub-Type of Query

Submit an application to DRP

Status

Active

Type of Query

Domestic Residence and Permission

File Name

Query History

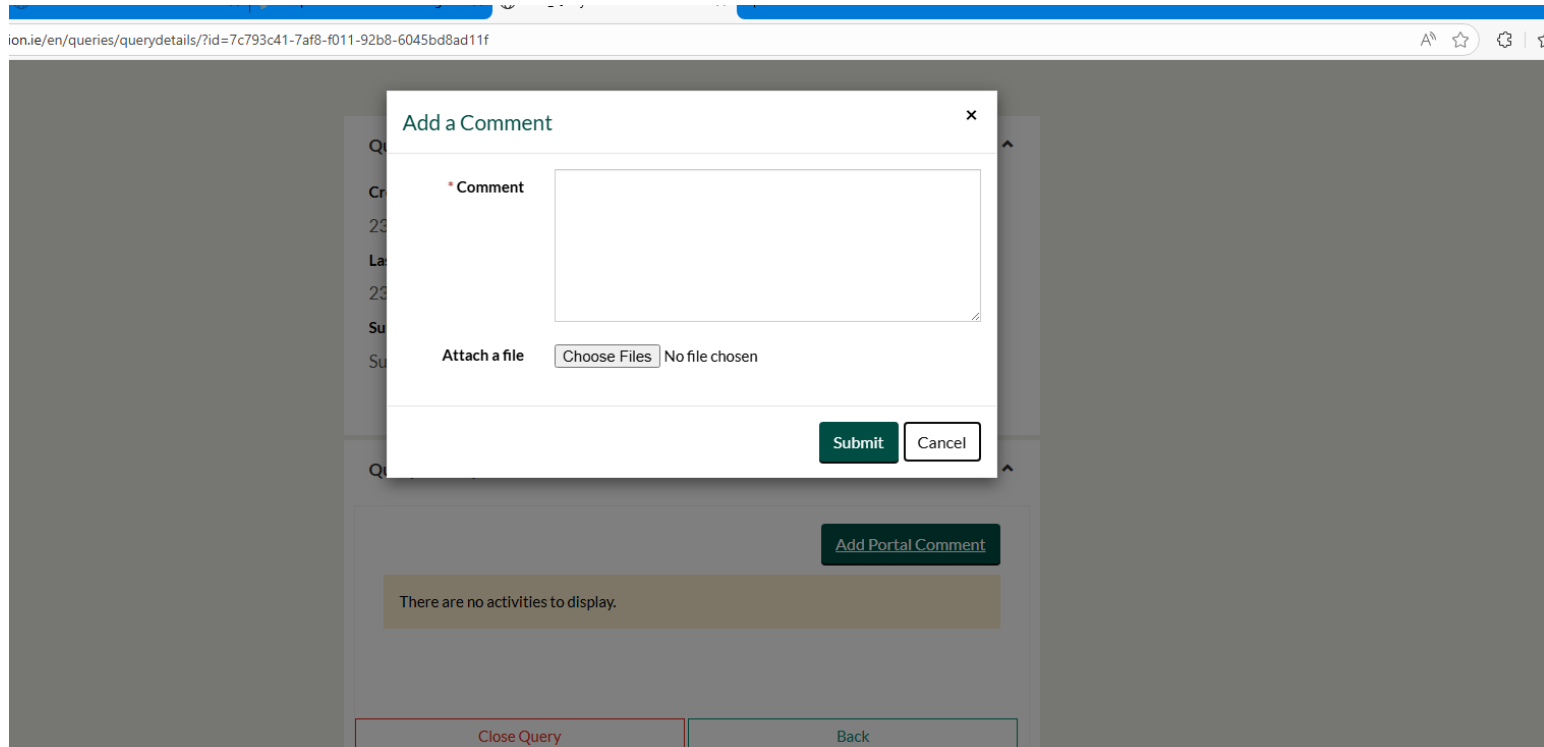
Add Portal Comment

There are no activities to display.

Close Query

Back

From here you can attach your supporting documentation by clicking Choose Files and Submit



The screenshot shows a web browser window with a URL bar containing the address `ion.ie/en/queries/querydetails/?id=7c793c41-7af8-f011-92b8-6045bd8ad11f`. A modal dialog titled "Add a Comment" is open in the center of the screen. The dialog has a close button (X) in the top right corner. Inside the dialog, there is a text area labeled "* Comment" and a file attachment section labeled "Attach a file" with a "Choose Files" button and the text "No file chosen". At the bottom of the dialog are "Submit" and "Cancel" buttons. In the background, a dark grey panel contains an "Add Portal Comment" button and a message box stating "There are no activities to display." At the bottom of the page, there are two buttons: "Close Query" and "Back".

You can then click on Back. Do not close the query as this will cancel your application